

BREMA ICE MAKERS

From the world of Comcater




PRODUCT GUIDE

JANUARY 2016



SELECT YOUR ICE:


Below is a chart to show you the types of ice that suit your industry. Also visit www.comcater.com.au/brema and use the ice production calculator online to give you a shortlist of which machines suit your needs.

	 13G ICE CUBES	 7G ICE CUBES	 PEBBLES ICE	 GRANULAR FLAKES	 COLD FLAKES
Hotels	● ● ●	●	● ●	● ●	
Restaurants	● ● ●	● ● ●	● ●	● ● ●	●
Fast Foods	●	● ● ●	● ● ●	● ●	
Bars	● ● ●	● ●	● ● ●	● ●	
Clubs	● ● ●	● ● ●	● ● ●	● ● ●	
Fish Markets				● ● ●	● ● ●
Supermarkets				● ● ●	● ● ●
Medical			● ●	● ● ●	●
Transport / Storage				● ● ●	● ● ●

● ● ●	Highly recommended
● ●	Recommended
●	Recommended for certain applications
	Not recommended

From the world of Comcater

WE BRING YOU BREMA – ICE MAKING SOLUTIONS



As one of Australia’s leading suppliers of commercial kitchen equipment, Comcater is proud to bring you the Brema range of ice machines.

Brema ice makers – “Ice making is our passion”

Founded near Milan, Italy, in 1985, Brema has been specialising in ice production for over 30 years. The company has developed into a global leader in high quality ice making equipment, manufacturing over 50,000 units per year and exporting its machines to countries all over the world.

Brema understands that each customer is unique in some way, so the company continues to undertake research and develop a wide range of specialist products that best fit differing market segments.

Brema’s comprehensive range caters for cafés, bars, restaurants, hotels, fast food outlets, nightclubs, fish markets, hospitals, transport and storage.

Brema offers:

- Free external water filter and pressure limiting valve with every machine purchase
- Electromechanical machines - no PC boards
- Ease of use, cleaning and maintenance
- Two years parts and labour warranty
- Cutting-edge Italian design and manufacturing
- Tailored solutions for any space and volume specifications

As the national importer and distributor of Brema ice makers, Comcater is dedicated to servicing and supplying all certified spare parts. Comcater offers a first time fix where possible and a 24 hour, 7 day a week Service Support Hotline 1800 810 161. A knowledgeable product support team is on hand to answer questions and offer solutions regarding the operation and performance of the Brema range of ice making machines.

From compact undercounter ice cube makers for use in cafés and restaurants to large scale ice-flaking units for fish markets, Brema has a model for any application and budget.

CONTENTS

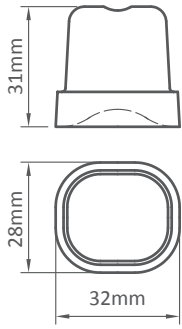
■ Daily Ice Production Overview.....	4
■ 13g Cube Ice Makers.....	5
■ 7g Cube Ice Makers.....	6
■ Pebbles Ice Makers.....	6
■ Granular Flake Makers.....	7
■ Cold Flake Makers.....	8
■ Ice Storage Bins.....	9
■ Ice Storage Bins Suitability Chart.....	9
■ Accessories & Water Filters.....	10

BREMA - DAILY ICE PRODUCTION OVERVIEW

Brema ice machine production capabilities are rated at 21°C ambient temperature and 15°C water temperature. When selecting an ice machine it is always important to take into account the conditions in which the machine will be installed as ambient and water temperatures play a major part in ice production. Also, you should aim to have enough storage capacity to cope with peak times.

	Product Code	21° Air Temp. / 15° Water Temp.	32° Air Temp. / 21° Water Temp.	32° Air Temp. / 32° Water Temp.	Storage (kg)
13g Cubes	CB184A	21kg	16kg	14kg	4
	CB249A	28kg	22kg	19kg	9
	CB316A	33kg	25kg	22kg	16
	CB416A	42kg	33kg	29kg	16
	CB425A	46kg	36kg	31kg	25
	CB640A	65kg	49kg	44kg	40
	CB840A	80kg	63kg	56kg	40
	CB955A	90kg	70kg	63kg	55
	CB1265A	130kg	100kg	85kg	65
	CB1565A	155kg	120kg	105kg	65
	C150A	155kg	120kg	105kg	—
	C300A	300kg	230kg	205kg	—
	FreshMaker	21kg	18kg	15kg	4
	DSS42A	42kg	33kg	29kg	12
	IC18A	21kg	16kg	14kg	4
	IC30A	24kg	20kg	17kg	6
HIKU26A	26kg	21kg	18kg	7	
7g Cubes	VB250A	105kg	80kg	70kg	35
	VM350A	140kg	115kg	100kg	—
	VM500A	200kg	180kg	160kg	—
	VM900A	400kg	355kg	315kg	—
	VM1700A	770kg	685kg	605kg	—
Pebbles	TB852A	85kg	68kg	60kg	20
	TB1405A	140kg	110kg	100kg	50
	TM250A	240kg	190kg	170kg	—
	TM450A	440kg	350kg	315kg	—
Granular Ice Flakes	GB601A	60kg	45kg	40kg	10
	GB902A	90kg	70kg	64kg	20
	GB903A	90kg	70kg	64kg	30
	GB1555A	150kg	115kg	100kg	55
	G160A	160kg	120kg	105kg	—
	G280A	280kg	215kg	190kg	—
	G510A	510kg	390kg	350kg	—
	G1000A	1000kg	780kg	700kg	—
Cold Flakes	M350A	400kg	330kg	290kg	—
	M600A	620kg	515kg	455kg	—
	M800A	900kg	725kg	640kg	—
	M1500A	1500kg	1240kg	1100kg	—
	M2000A	2200kg	1920kg	1675kg	—

BREMA - 13g CUBE ICE MAKERS



CB249A



CB425A



DSS42A



IC18A

CB SERIES

Product Code	Production kg/24hrs	Storage (kg)	Cooling System	Consumption / Power Supply	Dimensions W x D x H (mm)	Net (kg)
CB184A	21	4	Air	320W / 240v 10a	355 x 404 x 590*	27.5
CB249A	28	9		370W / 240v 10a	390 x 460 x 690*	37
CB316A	33	16		450W / 240v 10a	500 x 580 x 690 [†]	48
CB416A	42			500W / 240v 10a	500 x 580 x 800 [†]	52
CB425A	46	25		650W / 240v 10a	738 x 600 x 920 [†]	56
CB640A	65	40		800W / 240v 10a	738 x 600 x 1020 [†]	77
CB840A	80			850W / 240v 10a	738 x 600 x 1020 [†]	86
CB955A	90	55		1050W / 240v 15a	840 x 740 x 1075 [†]	89
CB1265A	130	65		1400W / 240v 15a		113
CB1565A	155					118

SPECIAL SERIES

Product Code	Production kg/24hrs	Storage (kg)	Cooling System	Consumption / Power Supply	Dimensions W x D x H (mm)	Net (kg)
FreshMaker	21	4	Water	320W / 240v 10a	540 x 430 x 435*	35
DSS42A	42	12	Air	450W / 240v 10a	500 x 630 x 920	66
IC18A	21	4		320W / 240v 10a	540 x 430 x 470*	34
IC24A	24	6		370W / 240v 10a	595 x 510 x 502*	52
HIKU26A	26	7		250W / 240W 10a	395 x 530 x 790*	41

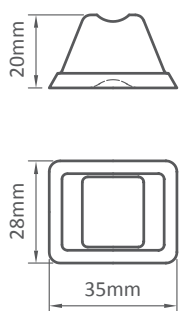
C SERIES

Product Code	Production kg/24hrs	Usable BINs	Cooling System	Consumption / Power Supply	Dimensions W x D x H (mm)	Net (kg)
C150A	155	Please refer to table on page 9	Air	1400W / 240v 15a	862 x 555 x 720	118
C300A	300			2600W / 240v 32a	1250 x 580 x 848	152

*Add 5mm for plastic foot †Add 110mm - 150mm adjustable foot



BREMA - 7g CUBE ICE MAKERS



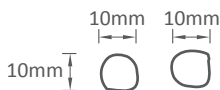
VB SERIES

Product Code	Production kg/24hrs	Storage (kg)	Cooling System	Consumption / Power Supply	Dimensions W x D x H (mm)	Net (kg)
VB250A	105	35	Air	850W / 240v 10a	738 x 600 x 980 [†]	75

VM SERIES

Product Code	Production kg/24hrs	Usable BINs	Cooling System	Consumption / Power Supply	Dimensions W x D x H (mm)	Net (kg)
VM350A	140	Please refer to table on page 9	Air	1400W / 240v 15a	540 x 544 x 747	73
VM500A	200			1600W / 240v 15a	770 x 550 x 805	90
VM900A	400			3000W / 240v 32a		113
VM1700A	770			4300W / 415v 32a	1250 x 645 x 950	186

BREMA - PEBBLES ICE MAKERS



TB SERIES

Product Code	Production kg/24hrs	Storage (kg)	Cooling System	Consumption / Power Supply	Dimensions W x D x H (mm)	Net (kg)
TB852A	85	20	Air	550W / 240v 10a	500 x 660 x 690 [†]	59
TB1405A	140	50		650W / 240v 10a	738 x 690 x 1020 [†]	94

TM SERIES

Product Code	Production kg/24hrs	Usable BINs	Cooling System	Consumption / Power Supply	Dimensions W x D x H (mm)	Net (kg)
TM250A	240	Please refer to table on page 9	Air	1050W / 240v 16a	640 x 470 x 700	82
TM450A	440			1700W / 240v 16a		104



BREMA - GRANULAR FLAKE MAKERS



GB902A



GB1555A



G510A

GB SERIES

Product Code	Production kg/24hrs	Storage (kg)	Cooling System	Consumption / Power Supply	Dimensions W x D x H (mm)	Net (kg)
GB601A	60	10	Air	420W / 240v 10a	450 x 620 x 680*	56
GB902A	90	20		550W / 240v 10a	500 x 660 x 690 [†]	59
GB903A	90	30		500 x 660 x 8000 [†]	67	
GB1555A	150	55		650W / 240v 10a	738 x 690 x 1020 [†]	94

G SERIES

Product Code	Production kg/24hrs	Usable BINs	Cooling System	Consumption / Power Supply	Dimensions W x D x H (mm)	Net (kg)
G160A	160	Please refer to table on page 9	Air	650W / 240v 10a	560 x 569 x 600	63
G280A	280			1050W / 240v 15a	560 x 569 x 695	83
G510A	510			1700W / 240v 15a	102	
G1000A	1000			3200W / 240v 15a	934 x 684 x 700	172

*Add 5mm for plastic foot [†]Add 110mm - 150mm adjustable foot





M350A



M800A



M2000A

MUSTER SERIES

Product Code	Production kg/24hrs	Usable BINs	Cooling System	Consumption / Power Supply	Dimensions W x D x H (mm)	Net (kg)
M350A	400	Please refer to table on page 9	Air	2100W / 240v 15a	900 x 588 x 705	137
M600A	620		Air/Water	3000W / 415v 15a		151
M800A	900		Air	4600W / 415v 15a	1107 x 700 x 880	241
M1500A	1500		Air	6000W / 415v 32a	1107 x 700 x 970	306
M2000A	2200		Air	7000W / 415v 32a	1062 x 832 x 1423	520



BREMA - ICE STORAGE BINS



Bin240PE



Bin200



Bin550VDS



DRB100

BIN SERIES

Product Code	Storage (kg)	Cart capacity (kg)	Dimensions W x D x H (mm)	Net (kg)
Bin100	100	N / A	560 x 815 x 1000	53
Bin120	120		560 x 810 x 900 [†]	60
Bin200	200		870 x 790 x 1000 [†]	74
Bin240PE	240		942 x 795 x 1053 [†]	61
Bin350	350		1250 x 790 x 1000 [†]	105
Bin550VDS	550		1110 x 1060 x 1915	163
RB100	17	108	795 x 1060 x 1284	64
DRB100	50	108 x 2	1560 x 1060 x 1484	135
DRB500	300	108 x 2	1560 x 1145 x 1780	300

[†]Add 110mm - 150mm adjustable foot

BREMA - ICE STORAGE BINS SUITABILITY CHART

MODEL	C150A	C300A	VM350A	VM500A	VM900A	VM1700A	TM 250A	TM 450A	G160A	G280A	G510A	G1000A	M350A	M600A	M800A	M1500A	M2000A
Bin100			✓				✓	✓	✓	✓	✓						
Bin120			✓														
Bin240PE	✓		✓	✓	✓		✓	✓	✓	✓	✓						
Bin200	✓		✓	✓	✓		✓	✓	✓	✓	✓						
Bin350		✓		✓	✓	✓	✓	✓		✓	✓		✓	✓			
Bin550VDS								✓			✓	✓	✓	✓	✓	✓	✓
RB100				✓	✓		✓	✓		✓	✓						
DRB100							✓	✓		✓	✓		✓	✓			
DRB500								✓			✓	✓		✓	✓	✓	

M2000A is designed for installation above coolrooms

ACCESSORIES

Product Code

Description

Comcastor1 Rear castors x2 to suit
CB316A, CB416A, CB425A, GB902A, GB903A, TB852A

Comcastor2 Front lockable castors x2 to suit
CB316A, CB416A, CB425A, GB902A, GB903A, TB852A

Adaptor plates for heads / bins

WATER FILTERS

Product Code

Description

Each Brema Ice Machine purchase includes a FREE external, triple action water filter and pressure limiting valve

CCE100 Replacement cartridge to suit water filter < 500kgs production per 24 hours

CCE150 Replacement cartridge to suit water filter > 500kgs production per 24 hours

CCE10 Water filter < 500kgs production per 24 hours

CCE15 Water filter > 500kgs per 24 hours

It is recommended that Brema water filter cartridges are changed every six months to ensure the optimum performance of the ice machine.



24 Hour Service Hotline

1800 810 161

Equipment Sales

1800 035 327

NATIONAL HEAD OFFICE

156 Swann Drive, Derrimut, VIC 3030

Phone: 03 8369 4600

Fax: 03 8369 4699

Email: sales@comcater.com.au

EQUIPMENT SALES

Phone: 1800 035 327

Fax: 1800 808 954

VIC/TAS SALES SHOWROOM & DEMONSTRATION KITCHEN

96-100 Tope Street, South Melbourne, VIC 3205

Phone: 03 8369 4600

Fax: 03 8699 1299

Email: sales@comcater.com.au

NSW/ACT SALES SHOWROOM & DEMONSTRATION KITCHEN

Unit 20/4 Avenue Of The Americas, Newington, NSW 2127

Phone: 02 9748 3000

Fax: 02 9648 4762

Email: nswsales@comcater.com.au

QLD/NT SALES SHOWROOM & DEMONSTRATION KITCHEN

1/62 Borthwick Avenue, Murarrie, QLD 4172

Phone: 07 3399 3122

Fax: 07 3399 5311

Email: qldsales@comcater.com.au

WA SALES SHOWROOM & DEMONSTRATION KITCHEN

16/7 Abrams Street, Balcatta, WA 6021

Phone: 08 6217 0700

Fax: 08 6217 0799

Email: wasales@comcater.com.au

SA SALES

Phone: 0409 340 015

Email: sasales@comcater.com.au

EQUIPMENT SERVICING (24/7)

Phone: 1800 810 161

Fax: 03 8369 4696

Email: service@comcater.com.au

EQUIPMENT SPARE PARTS

Phone: 1300 739 996

Fax: 03 8369 4696

Email: spares@comcater.com.au

TECHNICAL PHONE SUPPORT

Phone: 1300 309 262

Fax: 03 8369 4696

Email: techsupport@comcater.com.au

www.comcater.com.au

