

LTU2SDSS



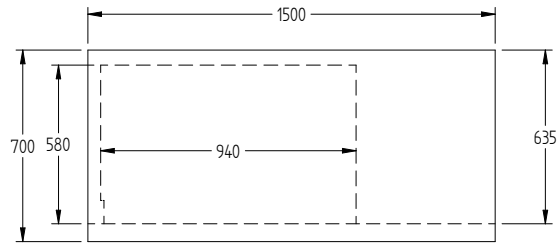
CATEGORY TOPAZ CAFÉ RANGE

RANGE **Topaz
Under Counter**

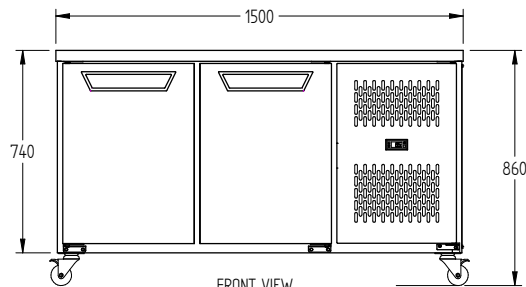
UNIT FREEZER

TYPE SELF CONTAINED

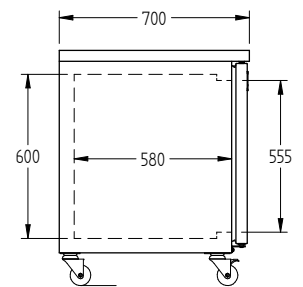
DOORS 2



TOP VIEW



FRONT VIEW



SIDE VIEW

SPECIFICATIONS

TEMPERATURE	-18°C / -22°C
CAPACITY LITRES	320
DIMENSIONS - W X D X H (ON CASTORS) MM	1500 W x 700 D x 860 H
WEIGHT UNPACKED (KG)	140
DOOR TYPE	SD (Solid Door)
FINISH (INTERIOR AND EXTERIOR EXCLUDING REAR AND UNDER)	SS (Stainless Steel)
SHELVES/DOOR	1
ELECTRICAL	
POWER SUPPLY	10 amp
RUNNING AMPS	4
GAS TYPE	
REFRIGERANT	404a

*** For **OPTIONS** refer to the current Williams Price Guide