

HOBART701 S Ridge Avenue, Troy, OH 45374
1-888-4HOBART • www.hobartcorp.com**FD3-50 FD3-75 FD3-125
FOODWASTE DISPOSERS****HOBART****COMPACT SIZE -
BIG VERSATILITY**

Hobart Disposers are well recognized for quality and capacity. They're designed with your needs in mind - built with a large capacity for food wastes.

The following pages illustrate the variations of controls and accessories available to make these food waste disposers the most versatile equipment for small to medium sized clean-up systems.

SPECIFICATIONS

Listed by Underwriters Laboratories Inc. and meets requirements of A.S.S.E. Standard No. 1009 (50 Hz. Electrical Specifications not U L Listed.)

MOTORS: Continuous duty rating, equipped with manual reset thermal overload inherent protector. Permanently lubricated ball bearings for upper and lower shelf support. Upper bearing is sealed on both sides.

HOUSINGS: Heavy aluminum grind and discharge housings. Four bolts fasten the motor unit to the grind chamber, permit easy removal.

MOUNTING: All Hobart Disposers (except when using accessory group E), fasten to 7" I.D. (throat opening) cones. A vinyl isolating ring eliminates metal-to-metal contact at the cone mounting, reduces vibration and noise transmission.

STATIONARY SHREDDER RING: 1 $\frac{3}{4}$ " high, 4 machine ground primary action breaker bars, 42 secondary action grinding teeth.

FLYWHEEL: Breaker blade, mounted at center, speeds grinding, prevents objects from "riding" at center. Two hardened stainless steel cutter blocks (fastened to flywheel with nylock screws) are replaceable, can be indexed for new cutting edges. Ni-Resist flywheel is 6 $\frac{3}{16}$ " diameter, slots undercut the shredder ring to assure that particles are cut to proper size before passing to the drain line.

MOTOR SHAFT SEAL: Face-type seal consists of sintered bronze mating ring and spring loaded carbon ring insert in chemical resistant neoprene bellows. Mating surfaces are protected from grit or fibers by being recessed into flywheel. Should any moisture pass this seal, a flinger and drain tube are provided to insure immediate removal. In addition, a lip-type oil seal (located beneath the bearings) is an "added protection" water seal.

DRAIN CONNECTOR: A chrome plated brass tail-piece is provided for connection to a 1 $\frac{1}{2}$ " standard drain trap.

DUAL DIRECTIONAL GRINDING: All Disposers operate in either direction of flywheel rotation. Direction of rotation can be controlled by the operator (to increase life and efficiency of grinding elements — back flywheel free of a "jam") when installed with Control Groups 2, 3 or 4.

WEIGHT: Shipping – Approx. 60 lbs. (does not include accessory group or controls).



Long Housing Model

FD3-50 FD3-75 FD3-125 FOODWASTE DISPOSERS

FD3-50 FD3-75 FD3-125 FOODWASTE DISPOSERS



701 S Ridge Avenue, Troy, OH 45374
1-888-4HOBART • www.hobartcorp.com

ACCESSORY GROUPS

GROUP A (For use with long upper housing only.)



Vinyl Scrapping Ring



Stainless Steel Silver-Saver Sleeve with Side Feed Hole



Water Swirl



Vacuum Breaker

GROUP B (For use with long upper housing only.)



Vinyl Silver-Saver Splash Guard Ring



Water Swirl



Vacuum Breaker

GROUP C (For use with long upper housing only.)



Vinyl Silver-Saver Splash Guard Ring



Vacuum Breaker



Pre-Rinse Spray with Wall Bracket

GROUP E (For use with short upper housing only.)



NOTE: For use with short Upper Housing Foodwaste Disposer only.



Cover Stopper and Sink Adapter Assembly for 3 1/2 to 4" Sink Opening



Fixed Direction Water Inlet for Sink



Vacuum Breaker

ACCESSORY COMPONENTS

CONES-SINK – Stainless Steel



Part No.

- Cone 15" I.D. w/hole for water swirl inlet 204007
- Cone 18" I.D. w/hole for water swirl inlet 204004
- Cone 15" I.D. w/out swirl hole ... 204006
- Cone 18" I.D. w/out swirl hole ... 204003



Sink 16" x 20" x 7" (7" opening) w/hole for water inlet 204015-2

WATER INLETS

- Cone Water Swirl Inlet 1/2" N.P.T. 204380

- Fixed Direction Water Inlet (for sinks or troughs) 1/2" N.P.T. 204346

FLOW CONTROL

- 5 Gallons per minute for Models FD3-50 through FD3-125 3/4" N.P.T. 201721

CONE COVER – STAINLESS STEEL



- 15" Cone Cover w/feed hole 204024
- 18" Cone Cover w/feed hole 204023

CONE FEEDING ACCESSORIES

Part No.



- Vinyl Scrapping Ring 202113



- Stainless Steel Silver-Saver Sleeve with side feed hole 203870

SILVER-SAVER SPLASH GUARD RING



- Vinyl Silver-Saver and Splash Guard Ring (for 7" opening cones, sinks and adapter) 202120

VACUUM BREAKERS – Chrome Plated



- 3/4" 277112

PRE-RINSE SPRAYS

PR-3 Heavy-duty Flexible Pre-Rinse Spray (38" high with wall bracket) ML-32333



PR-4 Utility Spray (with wall bracket) ML-32334


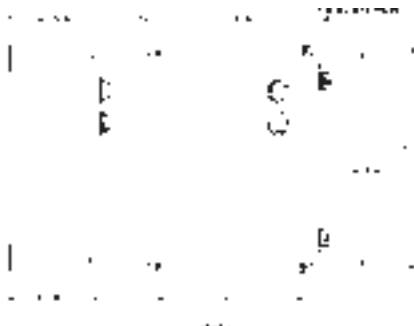




Adapters are available to install Hobart Disposers on existing competitive cones. See Form F-7543.



701 S Ridge Avenue, Troy, OH 45374
1-888-4HOBART • www.hobartcorp.com

FD3-50 FD3-75 FD3-125 FOODWASTE DISPOSERS

ELECTRICAL CONTROL GROUPS Listed by Underwriters Laboratories Inc., for use with FD Disposers (50 Hz. Electrical Specifications not submitted for UL Listing.)

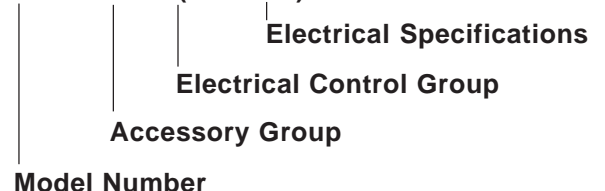
| | | |
|---|---|--|
|  |  | <p>Group 2 - For all Models <i>Includes:</i> Magnetic Contactors Pushbutton Start and Stop Automatic Reversing Made from a NEMA 12 Enclosure Solenoid Valve</p> <p style="text-align: right;">Approximate Shipping Wt. 31 lbs.</p> |
|  |  | <p>Group 3 - For all Models <i>Includes:</i> Magnetic Contactors Pushbutton Start and Stop Automatic Reversing Low Water Pressure Cut-off Time Delay for water after shut-off Line Disconnect Solenoid Valve Made from a NEMA 12 Enclosure</p> <p style="text-align: right;">Approximate Shipping Wt. 38 lbs.</p> |
|  |  | <p>Group 4 - For Models thru FD3-200 <i>Includes:</i> Manual Reversing Switch NEMA 1 Enclosure Standard NEMA 4 Enclosure Optional Not available above 250 volts Optional Solenoid Valve</p> <p style="text-align: right;">Approximate Shipping Wt. 11 lbs.</p> |

| Model | H.P. | Ph. | Hz. | Volts | Rated Amps |
|---------|-------|-----|-----|-----------------|--------------|
| FD3-50 | 1/2 | 1 | 60 | 120/208-240 | 9.2/4.2-4.6 |
| | | 3 | 60 | 208-240/480 | 1.8-2.0/1.0 |
| FD3-75 | 3/4 | 1 | 60 | 120/208-240 | 10.8/5.3-5.4 |
| | | 3 | 60 | 208-240/480 | 2.6-3.0/1.5 |
| FD3-125 | 1 1/4 | 1 | 60 | 120/208-240 | 14.8/7.7-7.4 |
| | | 3 | 60 | 208-240/480 | 4.2-4.0/2.0 |
| FD3-50 | 1/2 | 1 | 50 | 110-120/220-240 | Contact |
| | | 3 | 50 | 220-240/380-415 | Customer |
| FD3-75 | 3/4 | 1 | 50 | 110-120/220-240 | Service |
| | | 3 | 50 | 220-240/380-415 | For |
| FD3-125 | 1 1/4 | 1 | 50 | 110-120/220-240 | Amperage |
| | | 3 | 50 | 220-240/380-415 | Data |

The dash (-) between voltages represents the range (low-high) of voltage operation. The slant (/) line indicates the dual voltage operation accomplished by motor lead connection; follow connecting diagram on motor. (50 Hz. models not submitted for U L Listing.)

SAMPLE SPECIFICATION

FD3-75 — B — 2 (230/60/3)



Cut hole 19" for 18" cone. Hole to be 16" for 15" cone.

Solenoid must be installed in upright position.

Disposer may be easily rotated for better drain line connection.

Center line at wall outlet of trap should not be higher than center line of disposer discharge opening.

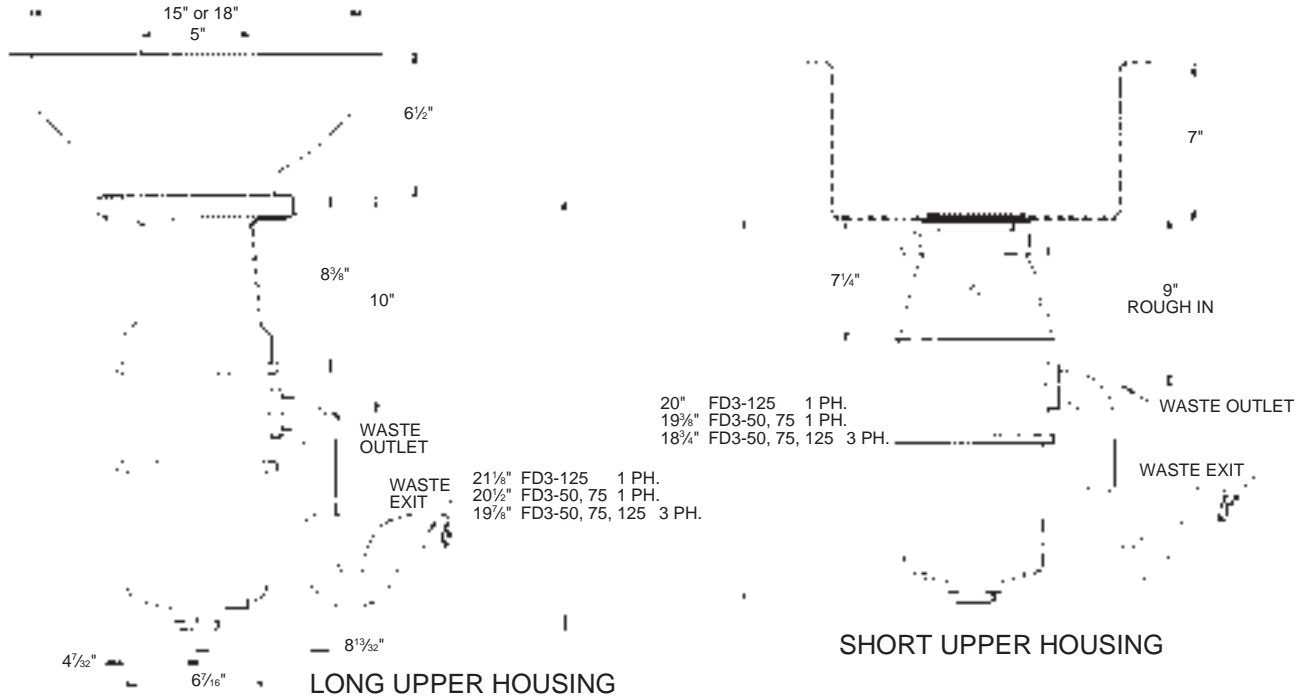
If water pressure is in excess of 60 P.S.I. install a pressure reducing valve.

FD3-50 FD3-75 FD3-125 FOODWASTE DISPOSERS



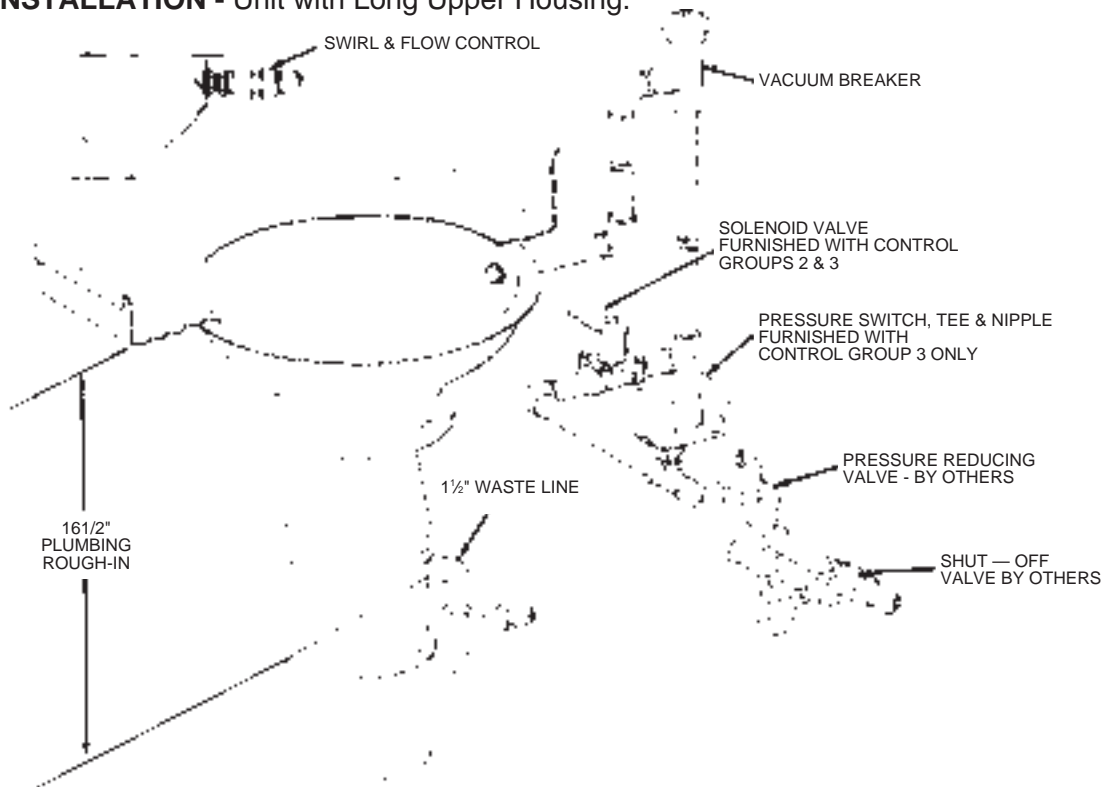
701 S Ridge Avenue, Troy, OH 45374
1-888-4HOBART • www.hobartcorp.com

DETAILS AND DIMENSIONS



NOTE: Specify 15" or 18" Cone When Desired.

TYPICAL INSTALLATION - Unit with Long Upper Housing.



As continued product improvement is a policy of Hobart, specifications are subject to change without notice.

HOBART701 S Ridge Avenue, Troy, OH 45374
1-888-4HOBART • www.hobartcorp.com**FD-500
FOODWASTE DISPOSERS****HOBART****POWERFUL AND DEPENDABLE**

Peak periods for the large food service establishment can be very demanding on any foodwaste disposer. This powerful disposer has a large capacity for foodwaste. Hobart has engineered the 5 horsepower unit to perform dependably during peak demands for economical foodwaste disposal.

SPECIFICATIONS

Listed by Underwriters Laboratories Inc. and meets requirements of A.S.S.E. Standard No. 1009. (50 Hz. Electrical Specifications not available with thermal overload protection nor submitted for UL listing.)

MOTORS: Continuous duty rating. Permanently lubricated bearings (matched set double row tapered roller bearings for upper shaft thrust support, ball bearings for lower shaft support). Inherent overload protection in motor.

HOUSINGS: Heavy aluminum grind and discharge housings. Eight bolts fasten the motor unit to the grind chamber, permit easy removal.

MOUNTING: Disposer fastens to 7" I.D. throat opening cones. A vinyl isolating ring eliminates metal-to-metal contact at the cone mounting, reduces vibration and noise transmission.

STATIONARY SHREDDER RING: Ni-Hard, 2½" high, 4 machine ground primary action breaker bars, 42 secondary action grinding teeth.

FLYWHEEL: Breaker blade, mounted at center, speeds grinding, prevents objects from "riding" at center. Two hardened stainless steel cutter blocks (fastened to flywheel with Nyloc screws) are replaceable, can be indexed for new cutting edges. Ni-Resist flywheel is 9" diameter, slots undercut the shredder ring to assure that particles are cut to proper size before passing to the drain line.

MOTOR SHAFT SEAL: Face-type seal consists of sintered bronze mating ring and spring loaded carbon ring insert in chemical resistant neoprene bellows. Mating surfaces are protected from grit of fibers by being recessed into flywheel. Should any moisture pass this seal, a flinger and drain tube are provided to insure immediate removal. In addition, a lip-type oil seal (located beneath the bearings) is an "added protection" water seal.

DRAIN CONNECTOR: The removable outlet flange is tapped for 3" pipe connection.

DUAL DIRECTION GRINDING: Disposer flywheel operates in either direction. When installed with Control Groups 2 & 3, flywheel automatically starts in opposite direction each start. (Increases life and efficiency of grinding elements and frees flywheel of jams.)

**FD-500 FOODWASTE DISPOSERS**



FD-500 FOODWASTE DISPOSERS



701 S Ridge Avenue, Troy, OH 45374
1-888-4HOBART • www.hobartcorp.com

ACCESSORY GROUPS

GROUP A

-  Nitrile Rubber Scrapping Ring
-  Stainless Steel Silver-Saver Sleeve with Side Feed Hole
-  15" or 18" Cone
-  Water Swirl
-  Vacuum Breaker

GROUP B

-  Nitrile Rubber Silver-Saver Splash Guard Ring
-  15" or 18" Cone
-  Water Swirl
-  Vacuum Breaker

GROUP C


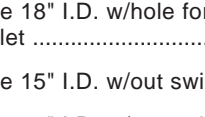
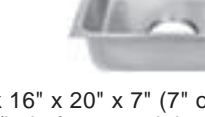
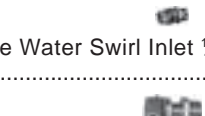
-  Nitrile Rubber Silver-Saver Splash Guard Ring
-  16" x 20" x 7" Stainless Steel Sink with Adapter and Water Inlet
-  Vacuum Breaker
-  Pre-Rinse Spray with Wall Bracket


GROUP D

-  Nitrile Rubber Silver-Saver Splash Guard Ring
-  7" I.D. Stainless Steel Weld-in Adapter for Sink
-  Fixed Direction Water Inlet for Sink
-  Vacuum Breaker



ACCESSORY COMPONENTS

CONES-SINK—Stainless Steel


- | | Part No. |
|---|---|
|  | Cone 15" I.D. w/hole for water swirl inlet ML-32664 |
|  | Cone 18" I.D. w/hole for water swirl inlet ML-32666 |
|  | Cone 15" I.D. w/out swirl hole .. 315144 |
|  | Cone 18" I.D. w/out swirl hole .. 315146 |

-  Sink 16" x 20" x 7" (7" opening) w/hole for water inlet ML-32662


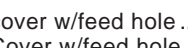
WATER INLETS

-  Cone Water Swirl Inlet 1/2" N.P.T. 315122
-  Fixed Direction Water Inlet (for sinks or troughs) 1/2" N.P.T. 315142

FLOW CONTROL

-  10 Gallons per minute for Model FD-500 — 3/4" N.P.T. 292121

CONE COVER — STAINLESS STEEL

-  15" Cone cover w/feed hole .. ML-33268
-  18" Cone Cover w/feed hole . ML-33269

CONE FEEDING ACCESSORIES

- | | Part No. |
|---|--|
|  | Nitrile Rubber Scrapping Ring .. 292122 |
|  | Stainless Steel Silver-Saver Sleeve with side feed hole 315124 |
|  | Nitrile Rubber Silver-Saver and Splash Guard Ring (for 7" opening cones, sinks and adapter) 315124 |

SINK ADAPTER — Standard Group D Accessory

-  7" I.D. Stainless Steel Adapter for Welding to Sink or Trough..... 292123

VACUUM BREAKERS — Luster Chrome Plated

-  3/4" 315138

PRE-RINSE SPRAYS

-  PR-2 Rigid Pre-Rinse Spray (9 1/2" High) ML-18222
-  PR-3 Heavy-duty Flexible Pre-rinse Spray (40" high with wall bracket) ML-32333
-  PR-4 Utility Spray (with wall bracket) ML-32334

Adapters are available to install Hobart Disposers on existing cones. See Form F-7543




701 S Ridge Avenue, Troy, OH 45374
1-888-4HOBART • www.hobartcorp.com

FD-500

FOODWASTE DISPOSERS

ELECTRICAL CONTROL GROUPS Listed by Underwriters Laboratories Inc., for use with FD Disposers (50 Hz. Electrical Specifications not submitted for UL Listing.)



Group 2
Includes:
Magnetic Contactors
Pushbutton Start and Stop
Automatic Reversing
NEMA 12 Enclosure
Solenoid Valve

Approximate
Shipping Wt. 31 lbs.



Group 3
Includes:
Magnetic Contactors
Pushbutton Start and Stop
Automatic Reversing
Low Water Pressure Cut-off
Time Delay for water after shut-off
Line Disconnect
Solenoid Valve
NEMA 12 Enclosure

Approximate
Shipping Wt. 38 lbs.

AVAILABLE ELECTRICAL SPECIFICATIONS


5.H.P., 3 Phase

| HZ. | VOLTS | RATED AMPS |
|-----|-----------------|------------|
| 60 | 200-230/460 | 12.8/6.4 |
| 50 | 220-240/380-415 | 11.6/6.7 |

The slant (/) line indicates the dual voltage operation accomplished by motor lead connections: follow connecting diagram on motor.

SAMPLE SPECIFICATION

FD-500 — B — 2 (230/60/3)



Cut hole 19" for 18" cone. Hole to be 16" for 15" cone.

Solenoid must be installed in upright position.

Disposer may be easily rotated for better drain line connection.

Center line at wall outlet of trap should not be higher than center line of disposer discharge opening.


If water pressure is in excess of 60 P.S.I. install a pressure reducing valve.

FD-500 FOODWASTE DISPOSERS



701 S Ridge Avenue, Troy, OH 45374
1-888-4HOBART • www.hobartcorp.com

DETAILS AND DIMENSIONS



NOTE: Accessory Groups A and B ... 18" Cone is Standard. Specify 15" Cone in Place of 18" Cone When Desired.

TYPICAL INSTALLATION



As continued product improvement is a policy of Hobart, specifications are subject to change without notice.