

• COMBI STEAMERS CAS/EM/EC •


PROUDLY AUSTRALIAN MADE

The Quality and Performance
You Expect From Goldstein



CASEMGD

Double glazed glass door



CASEM

CASEM & CASEMGD

- 10 Gastronorm tray capacity
- Simple to use, Simple to maintain
- Boilerless Design, No delimiting
- Three Cooking Modes
- Reverse Osmosis Water Purifier Supplied as Standard
- Solid door available for back of House & even Cooler Kitchen

CAS/EC

- Chicken Combi Oven
- Capacity 16 No.14 Chickens



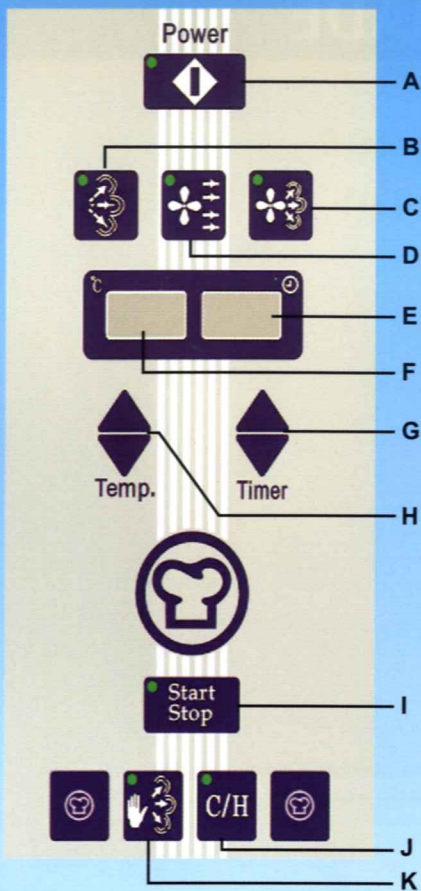
Goldstein

Established 1911

The Cooking Equipment Professionals

www.goldsteineswood.com.au

CAS/E-M/E-C & CASB/E-M/E-C SERIES



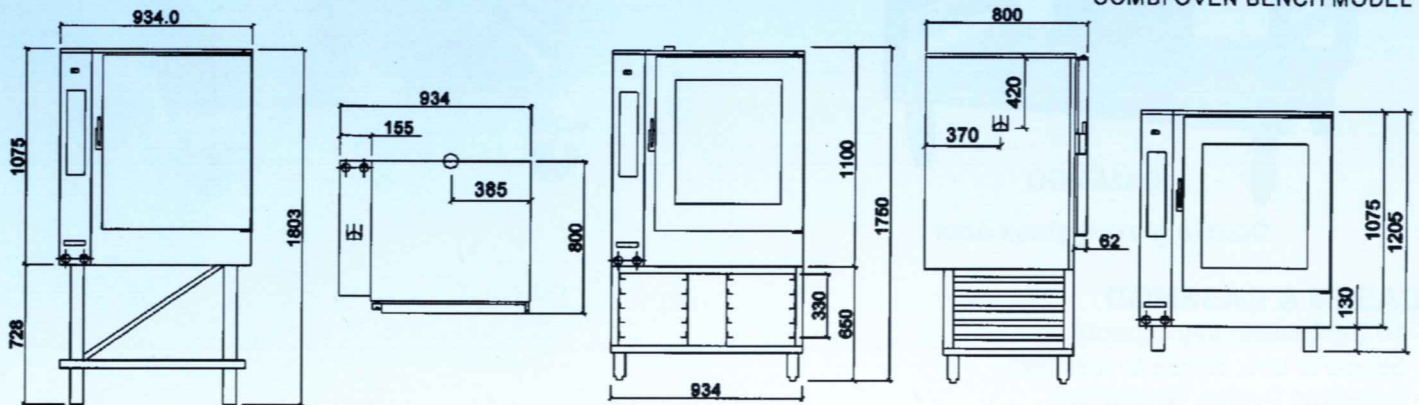
- A - Switches Power On/Off
- B - Sets Steam Mode
- C - Sets Combi Mode
- D - Sets Dry Heat Mode
- E - Displays Set Time, then Time Remaining to Cook, in minutes
- F - Displays Set Temperature, then actual Oven Temperature
- G - Adjusts Cook Time Up/Down
- H - Adjusts Cook Temperature Up/Down
- I - Starts & Stops Cooking
- J - Cook & Hold for Rethermalisation
- K - Injects extra Steam

Specifications:

- All internal lining 1.6mm stainless.
- All Stainless steel interior and exterior.
- Easy to clean, high polish interior.
- Available in oven with capacity of 10 x 1/1 gastronorm pan capacity or Chicken Oven, Capacity 16 No.14 Chickens.
- Cavity insulated with Heavy Duty 50mm thick insulation for extra efficiency.
- Live steam produced directly in cooking chamber.
- Generous drain size.
- Low pressure steam enables cavity access at will.
- Short heat up time enabling ambient to 180°C in 6 minutes.
- Simple control adjustment to set any cooking program.

CASB/E-C / CASB/E-M
ELECTRIC COMBI OVEN WITH STAND

CASB/E-C / CASB/E-M
COMBI OVEN BENCH MODEL



⏚ -3 Phase + NEUTRAL ELEC. CONNECTION ⚙ COLD WATER INLET 1/2" ⚙ COLD WATER FROM INLET FROM 1/2" FILTER
⚙ DRAIN 1 1/2"

MODEL NO.	OVERALL DIMENSIONS			INTERNAL SIZE			TOTAL CAPACITY OF TRAYS	POWER 3 Phase + Neutral	NET WEIGHT Kg
	WIDTH mm	DEPTH mm	HIGHT mm	WIDTH mm	DEPTH mm	HIGHT mm			
CAS/E - M	934	800	1725	540	420	770	10	21Kw	190
CAS/E - C	934	800	1803	540	420	770	3	21Kw	225
CASB/ - M	934	800	1205	540	420	770	10	21Kw	190
CASB/ - C	934	800	1205	540	420	770	3	21Kw	225

B65



ABN 74 000 100 845 - ABN 87 002 481 521

Group Sales: 211-213 Woodpark Rd, Smithfield NSW 2164
 Telephone (02) 9604 7333 Facsimile (02) 9604 5420
 Vic (03) 9553 1355. Qld (07) 3891 1466.
 SA (08) 8238 3423. WA (08) 9456 0559.
 Distributors: ACT (02) 6280 4088. Tas (03) 6234 8300.



Proudly Distributed by

Goldstein Eswood Continually strive to improve all of our products, therefore specifications may be amended from those printed in this brochure without notice. Publication ESW776.0503