

LTU3SDSS



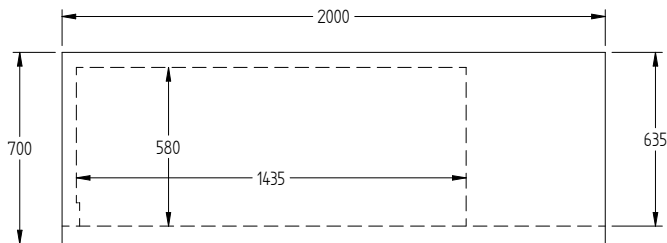
CATEGORY TOPAZ CAFÉ RANGE

RANGE **Topaz Under Counter**

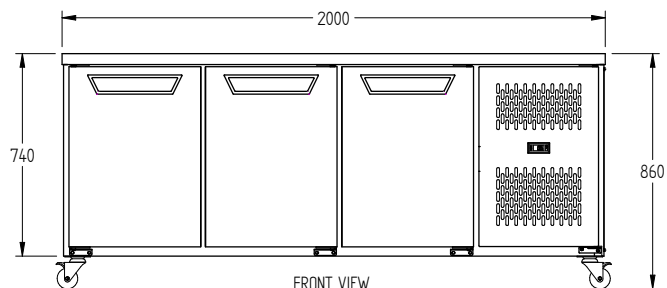
UNIT FREEZER

TYPE SELF CONTAINED

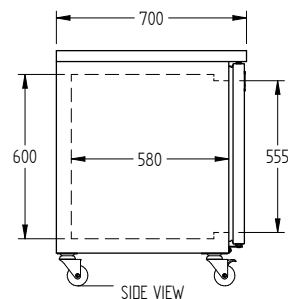
DOORS 3



TOP VIEW



FRONT VIEW



SIDE VIEW

SPECIFICATIONS

| | |
|---|------------------------|
| TEMPERATURE | -18°C / -22°C |
| CAPACITY LITRES | 475 |
| DIMENSIONS - W X D X H (ON CASTORS) MM | 2000 W x 700 D x 860 H |
| WEIGHT UNPACKED (KG) | 170 |
| DOOR TYPE | SD (Solid Door) |
| FINISH (INTERIOR AND EXTERIOR EXCLUDING REAR AND UNDER) | SS (Stainless Steel) |
| SHELVES/DOOR | 1 |
| ELECTRICAL | |
| POWER SUPPLY | 10 amp |
| RUNNING AMPS | 4 |
| GAS TYPE | |
| REFRIGERANT | 404a |

*** For **OPTIONS** refer to the current Williams Price Guide